



aparici
cerámica - porcelánico

ENVIRONMENTAL PRODUCT DECLARATION


Earthenware Tiles

(Water absorption group BIII)

**DECLARATION MADE BY:
CERÁMICAS APARICI, S.A.**

December 2014

TABLE OF CONTENTS



GENERAL INFORMATION.....	2
THE PRODUCT	3
LIFE CYCLE DESCRIPTION.....	6
ENVIRONMENTAL INFORMATION	12
ADDITIONAL ENVIRONMENTAL INFORMATION	16
ADDITIONAL TECHNICAL INFORMATION	17
ANNEX I. Results of the LCA for the size with minimum environmental impact.....	21
ANNEX II. Results of the LCA for the size with maximum environmental impact.....	24

GENERAL INFORMATION

CERÁMICAS APARICI, S.A.

Carretera Castellón – San Juan de Moró, Km 7.5

12130 San Juan de Moró

Castellón, Spain

Declaration made by:

Instituto de Tecnología Cerámica – (ITC-AICE)

Campus Universitario Riu Sec

Av. Vicent Sos Baynat s/n

12006, Castellón, Spain

Life Cycle Assessment made by:

Instituto de Tecnología Cerámica – (ITC-AICE). Report reference C142384, December 10, 2014.

CERÁMICAS APARICI, S.A.

CERÁMICAS APARICI, S. A., manufactures and sells ceramic floor and wall tiles and Porcelain Stoneware tiles for the national and international market.

The ceramic company was established in Alcora (Castellón de la Plana) in 1961, where ceramic tile manufacture is a long-standing tradition associated with the town's culture. Initially, 8 people worked at the company, making ceramic biscuits using traditional kilns.

In 1966, a time of booming ceramic activity throughout the province, a first enlargement was undertaken, the facilities covering a surface area of 10.000 m² with a labour force of 50 workers.

In its business growth, CERÁMICAS APARICI stands out as one of the pioneers in launching ceramic flooring on to the market.

At the end of the 1970s, the company was again enlarged, reaching a total of 150 workers, while the facilities covered a surface area of 20.000 m² and had a production capacity of 6.000 m².

At present, the CERÁMICAS APARICI facilities have a production capacity of 14.500.000 m²/year and occupy a total surface area of 280.000 m².

For further information, please contact CERÁMICAS APARICI by e-mail to info@aparici.com.

THE PRODUCT

Identification of the product in the Environmental Product Declaration

This environmental product declaration and provides environmental information on the life cycle of ceramic tiles of CERÁMICAS APARICI, S.A. considering a geographical and technological context of Spain in the year 2013.

These tiles are made by Azulejos y Pavimentos, S.A. and Cerámicas Aparici, S.A., located in Sant Joan de Moró, Castellón, Spain.

The ceramic tiles included in this study belong to water absorption group BIII, according to standard UNE-EN 14411:2013 (counterpart to standard ISO 13006:2012), i.e. ceramic tiles with water absorption exceeding 10% (commonly designated Earthenware Tiles).

The Earthenware Tiles included in this study includes different models with different sizes. Specifically, the product sizes considered within the scope of the study are between 6,5 mm and 11 mm thick and are presented below (expressed in cm x cm):

20x20	20x31,6	20x40	20x59,2
14,77x89,45	31,6x44,4	25x59,2	31,6x59,2
25,1x75,6	31,6x75,6	29,75x89,45	31,6x95,3



Representativeness of the EPD

This Environmental Product Declaration contains environmental information on the ceramic tiles of CERÁMICAS APARICI belonging to water absorption group BIII (Earthenware Tiles). It contains environmental information on a group of products, so the results presented set out the average environmental performance, weighted by the production of all formats included in the scope of this document. Additionally, the Annex to this document presents the environmental data on the tiles that exhibit a minimum and a maximum impact, thus delimiting the results obtained in the Life Cycle Assessment.

The Life Cycle Assessment (LCA) on which this declaration is based was performed according to standards ISO 14040 and ISO 14044 and the PCR document on construction products EN 15804 and EN 15942, moreover, PCR documents on ceramic coverings of Spanish EPD programmes have been considered, too: AENOR GlobalEPD and DAPc.

This Environmental Product Declaration is valid for 5 years.

Comparison of construction products shall be with regard to the same function, using the same functional unit and building level (or architectural or engineering work), i.e. including the performance of the product throughout its life cycle and considering the specifications of section 6.7.2 of standards EN ISO 14025 and EN 15804.

The EPDs belonging to different Ecolabel type III programmes are not directly comparable, since the assumptions, scope, and calculation rules may be different.

Functional Unit

The Functional Unit is “*1 m² covering of a (wall) surface inside a home for 50 years with Earthenware Tiles (Water absorption group BIII)*”.

Application of the product

This study evaluates the environmental performance of the use stage of the Earthenware Tile as wall covering inside a home for 50 years; however, the versatility of the ceramic also allows this type of tile to be used for other purposes, e.g. in offices, shops, and hospitals, as well as for covering floors with low pedestrian traffic or other surfaces. For further information, please request the manufacturer's technical data sheet on the model involved.

LIFE CYCLE DESCRIPTION

Information modules and system boundaries

The considered system includes the following modules and processes:

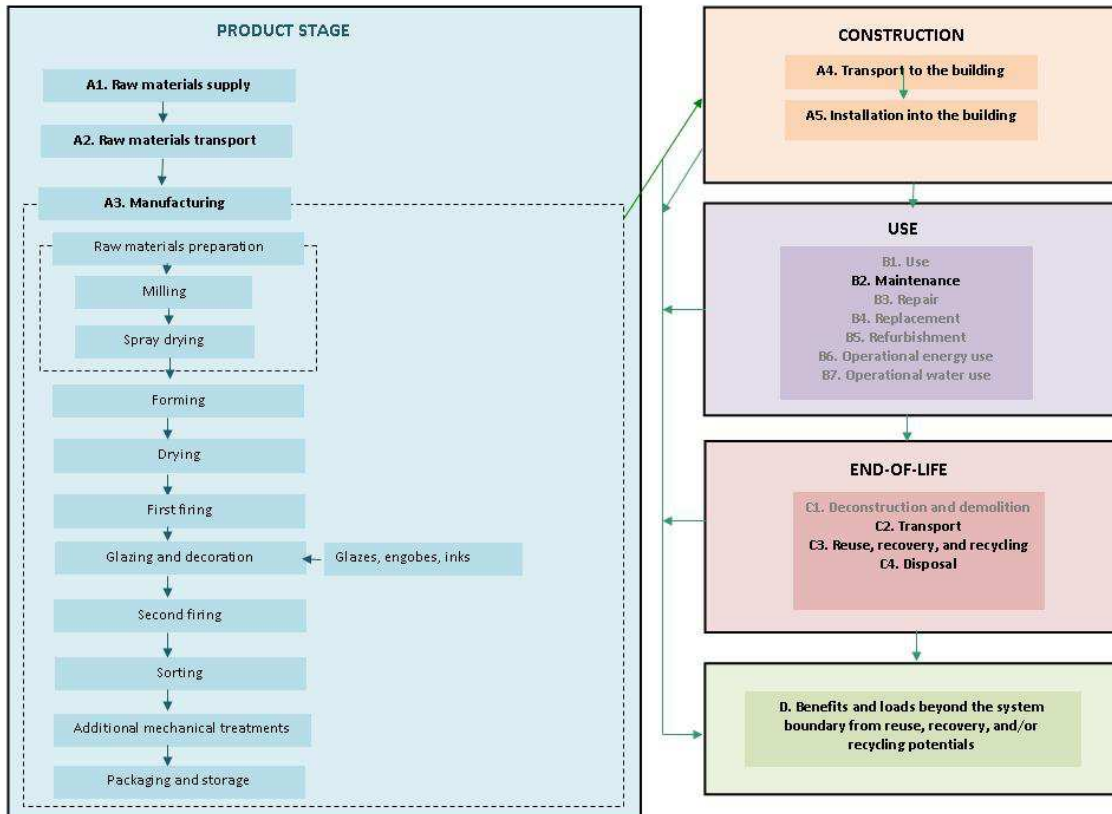


Figure 1. System boundaries.

This environmental product declaration refers to the environmental performance of the Earthenware Tiles product marketed by CERÁMICAS APARICI, S.A., taking into account its entire life cycle, and it includes the following stages:

Product stage:

Raw materials extraction and processing (A1)

Transport to the manufacturer (A2)

Manufacturing (A3)

Construction:

Transport to the building site (A4)

Installation into the building (A5)

Use:

Use or application of the installed product (B1)

Maintenance (B2)

Repair (B3)

Replacement (B4)

Refurbishment (B5)

Operational energy use (B6)

Operational water use (B7)

End-of-life:

Deconstruction and demolition (C1)

Transport to waste processing (C2)

Waste processing for reuse, recovery, and/or recycling (C3)

Disposal (C4)

Module D: Benefits and loads beyond the system boundary from reuse, recovery, and/or recycling potentials

Life cycle description

PRODUCT STAGE

Raw materials supply (A1)

The Earthenware Tiles essentially consists of a body and a fine decorative surface coating. The body accounts for 94% of the total weight of the tile and consists of clay and recycled ceramic material.

The most common glaze raw materials are quartz, kaolin, alkaline feldspars, calcium carbonate, borates, zircon, clay, calcined alumina, ceramic frits, pigments, and additives such as suspending agents, deflocculants, or binders.

No end-product components are included in the Candidate List of Substances of Very High Concern for Authorization.

Raw materials transport (A2)

The raw materials used have different origins, in accordance with their nature and properties. The arriving raw materials that are transported by freighter reach the port of Castellón and are hauled from there by truck to the manufacturing facilities. For sea transportation, a transoceanic type of freighter was chosen; the distance travelled differing in each case, depending on the origin. The raw materials are all transported in bulk, i.e. they require no packaging material.

Note that over 50% of the raw materials of the Earthenware Tiles included in this Environmental Product Declaration are extracted at distances less than 20 km away.

Manufacturing (A3)

After the materials have been received at the spray-dried granule production plant and stored in semi-closed and closed sheds, they are proportioned and mixed in appropriate quantities. These raw materials are subjected to a wet milling process followed by drying to obtain the spray-dried granules.

The spray-dried powder supplier has a heat and electric energy cogeneration system installed at the spray dryer. The cogeneration produces electricity using the waste heat from combustion, through a system of steam turbines and alternators. All the hot gases are used in the spray dryer. A part of the generated electric energy is used in the production process, thus reducing the electricity demand from the grid, while the rest is sold to the grid.

Once the spray-dried granules have been manufactured, they are transported in bulk in a 27 t dump truck from the spray-dried powder producer to the factory. At the factory, the spray-dried powder is unloaded into storage hoppers. A feed system of conveyor belts with weight control then conveys the granules to the forming stage.

The tiles are formed by dry uniaxial pressing and fed into a continuous dryer to reduce tile moisture content, thus doubling or tripling tile mechanical strength for subsequent processing.

The tiles freshly exiting the dryer are subjected to a first firing in a single-deck roller kiln before being coated with one or more layers of engobe and glaze. The decoration materials are made at specialised companies, where part of the raw materials is subjected to a fritting process (fusion of the raw materials followed by quenching), yielding insoluble glasses.

The frits and other raw materials are mixed and usually wet milled. They are then applied on the body using different techniques, such as waterfall and bell glazing and spraying (discing) and then decorate with ink injection.

After glazing and decoration, the tiles re-enter the single-deck roller kiln. Firing is the most important stage in the ceramic tile production process because this is when the properties of the formed tiles are fundamentally changed, yielding a hard material that is resistant to water and chemicals.

Once the tiles have been fired, additional mechanical treatments are applied, as required, to given tiles to provide them with specific characteristics. The most common treatments are polishing (enhancing tile surface gloss by an abrasion process) and rectification (edge-grinding, so that there are no noticeable joints between the tiles once they are installed).

After the tiles have passed the relevant quality control processes, also known as sorting, they are packaged using cardboard, pallets, and polyethylene. The prepared pallet is then stored in the logistics area of the plant.

In order to reduce air emissions from the different sources, so-called fabric filter baghouses and wet filters are used: the former consist of a textile membrane that is permeable to gases but retains dust, while the latter consists of a curtain or shower of recycled water that carries away the dust particles.

CONSTRUCTION

Transport to the building (A4)

Product distribution is as follows: 34% in Spain, 22% in Europe, and 44% to the rest of the world. Three transport scenarios were estimated, see Table 1.

Table 1. Scenarios applied to transport the product to the place of installation.

Destination	Means of transport	Distance (km)
National	27 t truck	500
Europe	27 t truck	2000
Rest of the World	Transoceanic freighter	10000

Road transport was estimated based on a 27 t truck, EURO III class. Transcontinental transport was estimated based on an average transoceanic freighter. All models used are included in the database [GaBi 4.4].

Installation into the building (A5)

The product is then duly unpacked for installation. Data show that, in a real scenario, the tiles need to be installed with fast-setting mortars. Fast-setting mortars are cementitious adhesives that consist of a mixture of hydraulic binders, mineral fillers, and organic additives, which only need to be mixed with water or a liquid addition just before use. These mortars consist of a mixture of grey or white cement, mineral fillers of a siliceous and/or limestone nature, and organic additives: water retainers, water-redispersible polymers, rheological modifiers, fibres, etc.

Tile packaging waste is separately handled; the disposal mode depends on the geographic location of the installation site.

USE

Once it is installed, the Earthenware Tiles requires no energy input for use. Nor does it require any maintenance after installation, except normal cleaning operations. Consequently, of all the modules mentioned previously, only the environmental loads relating to product maintenance are considered (Module B2).

According to CERÁMICAS APARICI, S.A., the reference service life of the product is the same as that of the building where it is installed because, provided it is properly installed, it is a durable product that will not require replacing. The product is assumed to have a service life of 50 years.

Maintenance (B2)

Cleaning is performed with a moist cloth and, if the surface exhibits any dirt or grease, cleaning agents such as detergents or bleaches can be added. The present study has considered water and disinfectant consumption twice a year in a residential use scenario.

END-OF-LIFE

Deconstruction and demolition (C1)

When its service life has ended, the product is removed, either as part of building refurbishment or building demolition. In building demolition, the impacts assignable to product disassembly are negligible.

Transport (C2)

Product waste is transported in a truck that conforms to Euro III regulations, over a distance of 50 km to the waste destination.

Waste processing for reuse, recovery, and/or recycling (C3)

Pursuant to Royal Decree 105/2008 and the Waste Framework Directive, as well as to the European Union agreements, 70% of the construction and demolition waste is assumed to go to reuse, recovery, and recycling.

Disposal (C4)

Thirty per cent of the product is sent to a controlled landfill.

MODULE D: Benefits and loads beyond the system boundary from reuse, recovery, and/or recycling potentials

It is assumed that loads are avoided in manufacturing (such as cardboard, film, and wood waste), in product installation (such as cardboard, plastics, and wood packaging waste), and in product end-of-life.

ENVIRONMENTAL INFORMATION

It should be borne in mind that this EPD may not be directly comparable with EPDs developed in other programmes due to possible differences in assumptions, scope, and calculation rules.

It should further be noted that comparison of construction products shall be with regard to the same function, using the same functional unit and building level (or architectural or engineering work), i.e. including the performance of the product throughout its life cycle and considering the specifications of European standard EN 15804.

Environmental impact indicators

The following table sets out the averaged data of the assessed impact indicators related to 1m² of surface covered with Earthenware Tiles inside a home for 50 years. The minimum and maximum values of the tiles included in this Environmental Product Declaration are detailed in the Annexes.

The LCA was performed with the support of the GABI 4.4 (PE International) software for Life Cycle Assessment. The characterisation factors used are those included in method CML-2001.

The life cycle modules not shown in the table are irrelevant from an environmental point of view according to ceramic coverings PCR of the two Spanish EPD programmes, AENOR GlobalEPD and DAPc.

Table 2. Parameters describing the environmental impacts of 1 m² of Earthenware Tiles (BIII) [average values].

	AP [kg SO ₂ -Equiv.]	ADP-Element [kg Sb-Equiv.]	ADP-fossil [MJ]	GWP [kg CO ₂ -Equiv.]	ODP [kg R11-Equiv.]	EP [kg Phosphate-Equiv.]	POCP [kg Ethene-Equiv.]
A1	7,4E-03	1,5E-04	2,5E+01	1,5E+00	1,5E-07	5,0E-04	8,3E-04
A2	2,8E-03	8,3E-09	5,4E+00	3,9E-01	7,8E-10	6,1E-04	2,6E-04
A3	3,0E-02	8,4E-07	1,1E+02	9,6E+00	5,5E-07	3,8E-03	1,9E-03
A4	7,1E-03	1,1E-08	6,8E+00	5,1E-01	9,8E-10	8,5E-04	4,9E-04
A5	1,8E-04	2,5E-05	1,6E-02	3,7E-01	-1,6E-09	3,0E-04	7,8E-06
B2	3,5E-05	8,4E-09	5,1E-02	5,9E-03	2,1E-09	6,0E-06	1,0E-05
C2	5,7E-04	2,6E-09	1,5E+00	1,1E-01	2,3E-10	1,1E-04	6,3E-05
C3	0	0	0	0	0	0	0
C4	3,6E-04	6,2E-10	7,0E-01	9,7E-02	8,6E-10	5,3E-05	6,3E-05
D	4,7E-05	1,9E-09	-9,7E-01	-1,1E-01	-1,3E-08	-2,7E-05	-3,6E-06
<p>A1. Raw materials A2. Transport A3. Manufacturing A4. Transport A5. Installation</p> <p>B1. Use B2. Maintenance B3. Repair B4. Replacement B5. Refurbishment B6. Operational energy use B7. Operational water use</p> <p>C1. Deconstruction C2. Transport C3. Waste processing C4. Disposal</p> <p>D. Benefits and loads beyond the system boundary</p>							
<p>AP: Acidification Potential ADP-elements: Abiotic Depletion Potential for non-fossil resources ADP-fossils: Abiotic Depletion Potential for fossil resources GWP: Global Warming Potential ODP: Ozone Layer Depletion Potential EP: Eutrophication Potential POCP: Photochemical Ozone Creation Potential</p>							

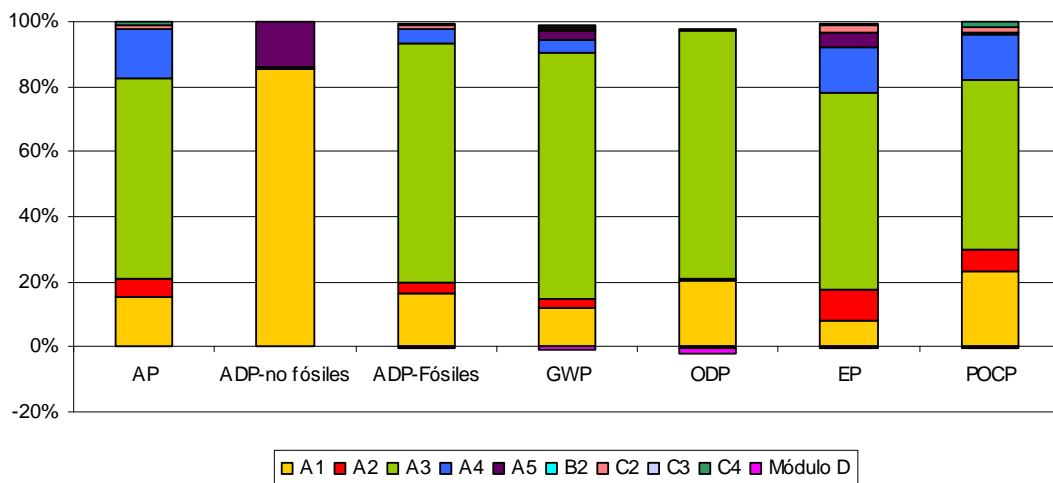


Figure 2. Environmental profile of 1m² of Earthenware Tiles (Group BIII).

Indicators describing the resource use

The following table sets out the averaged data of the parameters describing resource use associated to life cycle of 1m² of Earthenware Tiles. The minimum and maximum values of the tiles included in this Environmental Product Declaration are detailed in the Annexes.

The life cycle modules not shown in the table are irrelevant from an environmental point of view according to ceramic coverings PCR of the two Spanish EPD programmes, AENOR GlobalEPD and DAPc.

Table 3. Parameters describing the resource use of 1 m² of Earthenware Tiles (BIII) [average values].

Parameter	Unit	A1	A2	A3	A4	A5	B2	C2	C3	C4	D
Use of renewable primary energy excluding renewable primary energy resources used as raw material	MJ (net calorific value)	7,2	7,4E-03	17,4	1,2E-02	2,7E-02	8,1E-02	2,9E-03	0	5,2E-02	8,0E-02
Use of renewable primary energy resources used as raw material	MJ (net calorific value)	0	0	0	0	0	0	0	0	0	0
Total use of renewable primary energy resources	MJ (net calorific value)	7,2	7,4E-03	17,4	1,2E-02	2,7E-02	8,1E-02	2,9E-03	0	5,2E-02	8,0E-02
Use of non-renewable primary energy excluding non-renewable primary energy resources used as raw material	MJ (net calorific value)	32,0	5,5	185,0	6,9	1,3	7,7E-02	1,6	0	7,7E-01	-1,4
Use of non-renewable primary energy resources used as raw materials	MJ (net calorific value)	0	0	0	0	0	0	0	0	0	0
Total use of non-renewable primary energy resources	MJ (net calorific value)	32,0	5,5	185,0	6,9	1,3	7,7E-02	1,6	0	7,7E-01	-1,4
Use of secondary material	kg	0	0	0	0	0	0	0	0	0	0
Use of renewable secondary fuels	MJ (net calorific value)	0	0	0	0	0	0	0	0	0	0
Use of non-renewable secondary fuels	MJ (net calorific value)	0	0	0	0	0	0	0	0	0	0
Net use of fresh water	m ³	3,5E-01	1,0E-03	7,2E-01	1,8E-03	7,3E-03	1,1E-01	4,6E-04	0	1,3E-02	-1,2E-01
A1. Raw materials A2. Transport A3. Manufacturing A4. Transport A5. Installation	B1. Use B2. Maintenance B3. Repair B4. Replacement B5. Refurbishment B6. Operational energy use B7. Operational water use	C1. Deconstruction C2. Transport C3. Waste processing C4. Disposal		D. Benefits and loads beyond the system boundary							

Indicators describing the waste categories and output flows

The following tables set out the averaged data of the parameters describing waste production and output flows. The minimum and maximum values of the tiles included in this Environmental Product Declaration are detailed in the Annexes.

The life cycle modules not shown in the table are irrelevant from an environmental point of view according to ceramic coverings PCR of the two Spanish EPD programmes, AENOR GlobalEPD and DAPc.

Table 4. Parameters describing the waste categories of 1 m² of Earthenware Tiles (BIII) [average values].

Parameter	Unit	A1	A2	A3	A4	A5	B2	C2	C3	C4	D
Hazardous waste	kg	8,2E-03	0	1,5E-02	0	4,4E-03	6,8E-07	0	0	0	1,1E-04
Non-hazardous waste	kg	5,3	1,4E-02	122,0	2,1E-02	4,8E-01	9,1E-04	5,0E-03	0	9,8	5,3
Radioactive waste	kg	1,4E-03	9,8E-06	6,9E-03	1,2E-05	4,2E-08	1,4E-07	2,8E-06	0	0	1,6E-04
A1. Raw materials	B1. Use										
A2. Transport	B2. Maintenance										
A3. Manufacturing	B3. Repair										
A4. Transport	B4. Replacement										
A5. Installation	B5. Refurbishment										
	B6. Operational energy use										
	B7. Operational water use										
	C1. Deconstruction										
	C2. Transport										
	C3. Waste processing										
	C4. Disposal										
	D. Benefits and loads beyond the system boundary										

Table 5. Parameters describing other output flows of 1 m² of Earthenware Tiles (BIII) [average values].

Parameter	Unit	A1	A2	A3	A4	A5	B2	C2	C3	C4	D
Components for reuse	kg	0	0	0	0	0	0	0		0	0
Materials for recycling	kg	0	0	0	0	2,9E-01	0	0	11,3	0	-2,2E-02
Materials for energy valorisation (energy recovery)	kg	0	0	0	0	1,0E-01	0	0	0	0	0
Export energy	MJ	0	0	0	0	0	0	0	0	0	0
A1. Raw materials	B1. Use										
A2. Transport	B2. Maintenance										
A3. Manufacturing	B3. Repair										
A4. Transport	B4. Replacement										
A5. Installation	B5. Refurbishment										
	B6. Operational energy use										
	B7. Operational water use										
	C1. Deconstruction										
	C2. Transport										
	C3. Waste processing										
	C4. Disposal										
	D. Benefits and loads beyond the system boundary										

ADDITIONAL ENVIRONMENTAL INFORMATION

CERÁMICAS APARICI, S.A.

- CERÁMICAS APARICI adheres to the integral waste management system ECOEMBES (Spanish Agency for Selective Packaging Waste Collection and Recovery).
- CERÁMICAS APARICI adheres to the integral waste management system ARA (Altstoff Recycling Austria AG, the leading Austrian packaging waste collection and recovery system).
- CERÁMICAS APARICI ceramic tiles contribute to sustainable buildings certified through the LEED (Leadership in Energy & Environmental Design) programme of the Green Building Council. The applicable credits are calculated according to the CoverLEED/ITC methodology developed with the collaboration of the Instituto de Tecnología Cerámica (ITC).

Release of dangerous substances to air during the use stage

In the ceramic tile manufacturing process, tiles are subjected to a thermal process above 1000 °C. At these temperatures, any organic compound in the compositions decomposes, yielding an inert end-product free of any volatile organic compounds that might be released in the use stage.

Release of dangerous substances to soil and water during the use stage

Ceramic tiles release no compounds into the soil or water during their use stage because a completely inert product is involved that undergoes no physical, chemical, or biological transformations, is neither soluble nor combustible, and does not react physically or chemically or in any other way, is not biodegradable, and does not adversely affect other materials with which it enters into contact such that it might produce environmental pollution or harm human health. It is a non-leaching product, so that it does not endanger the quality of surface water or groundwater. For further information, please, request the manufacturer's safety data sheet.

ADDITIONAL TECHNICAL INFORMATION

Module: A4-A5: Construction process stage

Module A4: Transport to the construction site

Table 6. TECHNICAL INFORMATION. Construction process stage. Transport to the construction site.

Parameter	Result
Fuel type and consumption	0,28 l/m ² diesel oil (27 t truck) and 0,05 l/m ² fuel oil (freighter)
Distance	34% in Spain (500 km), 22 to the rest of Europe (2000 km) and 44% to the rest of the world (10.000 km)
Capacity utilisation (including empty returns)	85% in trucks 100% freighter
Bulk density of the transported products	415,4 kg/m ³
Volume capacity utilisation factor (factor: =1 or < 1 or ≥ 1 for compressed or nested packaged products)	0,17

Module A5: Installation into the building

Table 7. TECHNICAL INFORMATION. Construction process stage. Installation into the building.

Parameter	Result
Ancillary materials for installation:	
Material 1: Cementitious adhesive	1,5 kg/m ²
Use of fresh water	0,00033 m ³
Use of other resources	Not applicable
Quantitative description of energy type (regional mix) and consumption during the installation process	Not applicable
Wastage of materials on the construction site before waste processing, generated by the product's installation (specified by type)	Packaging waste: Cardboard: 0,24 kg Plastics: 0,07 kg Wood: 0,4 kg (reusable 5 times)
Output materials (specified by type) as a result of waste processing at the construction site	Incineration of cardboard: 27 g Recycled cardboard: 101 g Landfill disposal of cardboard: 112 g Incineration of plastics: 14,1 g Recycled plastics: 12,5 g Landfill disposal of plastics: 46,5 g Incineration of wood: 166 g Recycled wood: 258 g Landfill disposal of wood: 145 g
Direct emissions to ambient air, soil, and water	Not applicable

Module: B1-B7: Use stage**Use stage related to the building fabric***Table 8. TECHNICAL INFORMATION. Use stage related to the building.*

Parameter	Result
B2 MAINTENANCE	
Maintenance process	Washing twice a year (residential use)
Maintenance cycle	Not applicable
Ancillary materials for maintenance (e.g. cleaning agent) (specify materials)	Detergent: 0,0019 kg/life
Wastage material during maintenance (specify materials)	Not applicable
Net fresh water consumption	0,01 m ³ /life
Energy input during maintenance (e.g. vacuum cleaning), energy carrier type (e.g. electricity), and amount, if applicable and relevant	Not applicable
B3 REPAIR	
Repair process	Not applicable
Inspection process	Not applicable
Repair cycle	Not applicable
Ancillary materials (e.g. lubricant, specify materials)	Not applicable
Wastage material during repair (specify materials)	Not applicable
Net fresh water consumption	Not applicable
Energy input during repair (e.g. crane activity), energy carrier type (e.g. electricity), and amount	Not applicable
B4 REPLACEMENT	
Replacement cycle	Not applicable
Energy input during replacement (e.g. crane activity), energy carrier type (e.g. electricity), and amount, if applicable and relevant	Not applicable
Exchange of worn parts during the product's life cycle (e.g. zinc-galvanised steel sheet), specify materials	Not applicable
B5 REFURBISHMENT	
Refurbishment process	Not applicable
Refurbishment cycle	Not applicable
Energy input during refurbishment (e.g. crane activity), energy carrier type (e.g. electricity), and amount, if applicable and relevant	Not applicable
Material for refurbishment (e.g. bricks), including ancillary materials for the refurbishment process (e.g. lubricant, specify materials)	Not applicable
Wastage material during refurbishment (specify materials)	Not applicable
Further assumptions for scenario development (e.g. frequency and time period of use, number of occupants)	Not applicable

Reference service life

Table 9. TECHNICAL INFORMATION. Reference service life.

Parameter	Result
Reference service life	At least 50 years
Declared product properties (at the gate) and finishes, etc.	Values of the relevant characteristics according to standard UNE-EN 14411, Annex K Information included in the manufacturer's technical data sheet, according to the model.
Design application parameters (manufacturer's instructions), including the references to appropriate practices	CERÁMICAS APARICI has instructions for installation, cleaning, and maintenance of ceramic tiles
An assumed quality of work, when installed in accordance with the manufacturer's instructions	CERÁMICAS APARICI has instructions for installation, cleaning, and maintenance of ceramic tiles
Outdoor environment (for outdoor applications), e.g. weathering, pollutants, UV radiation and wind exposure, building orientation, shading, temperature	Values of the relevant characteristics according to standard UNE-EN 14411, Annex K Information included in the manufacturer's technical data sheet, according to the model.
Indoor environment (indoor applications), e.g. temperature, moisture, chemical exposure	Values of the relevant characteristics according to standard UNE-EN 14411, Annex K Information included in the manufacturer's technical data sheet, according to the model.
Usage conditions, e.g. frequency of use, mechanical exposure	Information included in the manufacturer's technical data sheet according to the model.
Maintenance, e.g. required frequency, type and quality and replacement of replaceable components	CERÁMICAS APARICI has instructions for installation, cleaning, and maintenance of ceramic tiles

B6 Energy use and B7 Water use

Table 10. TECHNICAL INFORMATION. Energy use and water use.

Parameter	Result
Ancillary materials, specified by materials	Not applicable
Net fresh water consumption	Not applicable
Energy carrier type, e.g. electricity, natural gas, urban heating	Not applicable
Equipment output power	Not applicable
Characteristic performances (e.g. energy efficiency, emissions, variation in output with capacity utilisation)	Not applicable
Further assumptions for scenario development (e.g. frequency and time period of use, number of occupants)	Not applicable

Module C1-C4: End-of-life stage

Table 11. TECHNICAL INFORMATION. End-of-life stage.

Parameter	Result
Collection process specified by type	20 kg/m ² collected with mixed construction and demolition waste
Recovery system specified by type	14 kg/m ² for recycling
Disposal specified by type	6 kg/m ² to a controlled landfill
Assumptions for scenario development (e.g. transportation)	The product waste is transported in a large-tonnage truck (24 t) that meets Euro III standard. A distance of 50 km is assumed both to the final disposal site and to the recycling plant. A truck return trip (100% empty returns) is also included in accordance with the typical scenarios in the Spanish PCR for ceramic coverings.

ANNEX I. Results of the LCA for the size with minimum environmental impact

Environmental impact indicators

The following table sets out the data of the assessed impact indicators with regard to the commercial size of Earthenware Tiles marketed by CERÁMICAS APARICI and included in this EPD with the lowest environmental impact: 20x20 cm.

The life cycle modules not shown in the table are irrelevant from an environmental point of view according to ceramic coverings PCR of the two Spanish EPD programmes, AENOR GlobalEPD and DAPc.

Table 12. Parameters describing the environmental impacts of 1 m² of Earthenware Tiles (BIII), size 20x20 cm [values of the format with the lowest environmental impact].

	AP [kg SO ₂ -Equiv.]	ADP-Element [kg Sb-Equiv.]	ADP-fossil [MJ]	GWP [kg CO ₂ -Equiv.]	ODP [kg R11-Equiv.]	EP [kg Phosphate-Equiv.]	POCP [kg Ethene-Equiv.]
A1	6,5E-03	1,4E-04	2,2E+01	1,3E+00	1,3E-07	4,6E-04	7,2E-04
A2	2,1E-03	6,4E-09	4,2E+00	3,0E-01	6,0E-10	4,7E-04	2,0E-04
A3	2,6E-02	6,9E-07	9,0E+01	7,8E+00	5,0E-07	3,2E-03	1,7E-03
A4	5,3E-03	8,4E-09	5,0E+00	3,8E-01	7,2E-10	6,3E-04	3,6E-04
A5	1,8E-04	2,5E-05	1,6E-02	3,7E-01	-1,6E-09	3,0E-04	7,8E-06
B2	3,5E-05	8,4E-09	5,1E-02	5,9E-03	2,1E-09	6,0E-06	1,0E-05
C2	4,3E-04	2,0E-09	1,2E+00	8,4E-02	1,7E-10	8,7E-05	4,7E-05
C3	0	0	0	0	0	0	0
C4	2,7E-04	4,7E-10	5,3E-01	7,3E-02	6,5E-10	4,0E-05	4,8E-05
D	3,4E-05	5,9E-10	-8,1E-01	-8,9E-02	-1,0E-08	-2,3E-05	-4,1E-06
A1. Raw materials A2. Transport A3. Manufacturing A4. Transport A5. Installation		B1. Use B2. Maintenance B3. Repair B4. Replacement B5. Refurbishment B6. Operational energy use B7. Operational water use		C1. Deconstruction C2. Transport C3. Waste processing C4. Disposal		D. Benefits and loads beyond the system boundary	
AP: Acidification Potential ADP-elements: Abiotic Depletion Potential for non-fossil resources		ADP-fossils: Abiotic Depletion Potential for fossil resources GWP: Global Warming Potential		ODP: Ozone Layer Depletion Potential EP: Eutrophication Potential POCP: Photochemical Ozone Creation Potential			

Indicators describing the resource use

The following table sets out the data of the parameters describing resource use with regard to the commercial size of Earthenware Tiles marketed by CERÁMICAS APARICI and included in this EPD with the lowest environmental impact: 20x20 cm.

The life cycle modules not shown in the table are irrelevant from an environmental point of view according to ceramic coverings PCR of the two Spanish EPD programmes, AENOR GlobalEPD and DAPc.

Table 13. Parameters describing resource use of 1 m² of Earthenware Tiles (BIII) of size 20x20 cm [values of the format with the lowest environmental impact].

Parameter	Unit	A1	A2	A3	A4	A5	B2	C2	C3	C4	D
Use of renewable primary energy excluding renewable primary energy resources used as raw material	MJ (net calorific value)	6,9	5,7E-03	16,1	8,6E-03	2,7E-02	8,1E-02	2,2E-03	0	3,9E-02	1,7E-02
Use of renewable primary energy resources used as raw material	MJ (net calorific value)	0	0	0	0	0	0	0	0	0	0
Total use of renewable primary energy resources	MJ (net calorific value)	6,9	5,7E-03	16,1	8,6E-03	2,7E-02	8,1E-02	2,2E-03	0	3,9E-02	1,7E-02
Use of non-renewable primary energy excluding non-renewable primary energy resources used as raw material	MJ (net calorific value)	28,3	4,2	148,0	5,1	1,3	0,1	1,2	0	5,9E-01	-1,1
Use of non-renewable primary energy resources used as raw materials	MJ (net calorific value)	0	0	0	0	0	0	0	0	0	0
Total use of non-renewable primary energy resources	MJ (net calorific value)	28,3	4,2	148,0	5,1	1,3	0,1	1,2	0	5,9E-01	-1,1
Use of secondary material	kg	0	0	0	0	0	0	0	0	0	0
Use of renewable secondary fuels	MJ (net calorific value)	0	0	0	0	0	0	0	0	0	0
Use of non-renewable secondary fuels	MJ (net calorific value)	0	0	0	0	0	0	0	0	0	0
Net use of fresh water	m ³	3,3E-02	8,0E-05	6,2E-02	1,3E-04	7,3E-04	1,1E-02	3,5E-05	0	9,7E-04	-9,8E-03
A1. Raw materials A2. Transport A3. Manufacturing A4. Transport A5. Installation	B1. Use B2. Maintenance B3. Repair B4. Replacement B5. Refurbishment B6. Operational energy use B7. Operational water use	C1. Deconstruction C2. Transport C3. Waste processing C4. Disposal					D. Benefits and loads beyond the system boundary				

Indicators describing the waste categories and output flows

The following tables set out the data of the parameters describing waste production and output flows with regard to the commercial size of Earthenware Tiles marketed by CERÁMICAS APARICI with the lowest environmental impact: 20x20 cm.

The life cycle modules not shown in the table are irrelevant from an environmental point of view according to ceramic coverings PCR of the two Spanish EPD programmes, AENOR GlobalEPD and DAPc.

Table 14. Parameters describing the waste categories of 1 m² of Earthenware Tiles (BIII) size 20x20 cm [values of the size with the lowest environmental impact].

Parameter	Unit	A1	A2	A3	A4	A5	B2	C2	C3	C4	D
Hazardous waste	kg	7,2E-03	0	9,2E-03	0	4,4E-03	6,8E-07	0	0	0	1,1E-04
Non-hazardous waste	kg	4,2	1,1E-02	68,9	1,5E-02	4,8E-01	9,1E-04	3,8E-03	0	7,4	4,2
Radioactive waste	kg	1,1E-03	7,6E-06	6,3E-03	9,0E-06	4,2E-08	1,4E-07	2,1E-06	0	0	1,3E-04
A1. Raw materials A2. Transport A3. Manufacturing A4. Transport A5. Installation	B1. Use B2. Maintenance B3. Repair B4. Replacement B5. Refurbishment B6. Operational energy use B7. Operational water use	C1. Deconstruction C2. Transport C3. Waste processing C4. Disposal		D. Benefits and loads beyond the system boundary							

Table 15. Parameters describing other outputs flow of 1 m² of Earthenware Tiles (BIII), size 20x20 cm [values of the size with the lowest environmental impact].

Parameter	Unit	A1	A2	A3	A4	A5	B2	C2	C3	C4	D
Components for reuse	kg	0	0	0	0	0	0	0	0	0	0
Materials for recycling	kg	0	0	0	0	2,9E-01	0	0	8,5	0	-2,2E-02
Materials for energy valorisation (energy recovery)	kg	0	0	0	0	1,0E-01	0	0	0	0	0
Export energy	MJ	0	0	0	0	0	0	0	0	0	0
A1. Raw materials A2. Transport A3. Manufacturing A4. Transport A5. Installation	B1. Use B2. Maintenance B3. Repair B4. Replacement B5. Refurbishment B6. Operational energy use B7. Operational water use	C1. Deconstruction C2. Transport C3. Waste processing C4. Disposal		D. Benefits and loads beyond the system boundary							

ANNEX II. Results of the LCA for the size with maximum environmental impact

Environmental impact indicators

The following table sets out the data of the assessed impact indicators with regard to the commercial size of Earthenware Tiles marketed by CERÁMICAS APARICI and included in this EPD with the highest environmental impact: 31,3x71,92 cm.

The life cycle modules not shown in the table are irrelevant from an environmental point of view according to ceramic coverings PCR of the two Spanish EPD programmes, AENOR GlobalEPD and DAPc.

Table 16. Parameters describing the environmental impacts of 1 m² of Earthenware Tiles (BIII), size 31,3x71,72 cm [values of the size with the greatest environmental impact].

	AP [kg SO ₂ -Equiv.]	ADP-Element [kg Sb-Equiv.]	ADP-fossil [MJ]	GWP [kg CO ₂ -Equiv.]	ODP [kg R11-Equiv.]	EP [kg Phosphate-Equiv.]	POCP [kg Ethene-Equiv.]
A1	8,8E-03	1,7E-04	2,8E+01	1,7E+00	1,8E-07	5,7E-04	9,7E-04
A2	3,6E-03	1,1E-08	6,9E+00	5,0E-01	1,0E-09	7,9E-04	3,3E-04
A3	3,6E-02	1,1E-06	1,4E+02	1,2E+01	6,7E-07	4,5E-03	2,3E-03
A4	9,3E-03	1,5E-08	8,9E+00	6,7E-01	1,3E-09	1,1E-03	6,4E-04
A5	1,8E-04	2,5E-05	1,6E-02	3,7E-01	-1,6E-09	3,0E-04	7,8E-06
B2	3,5E-05	8,4E-09	5,1E-02	5,9E-03	2,1E-09	6,0E-06	1,0E-05
C2	7,3E-04	3,4E-09	2,0E+00	1,4E-01	2,9E-10	1,5E-04	8,1E-05
C3	0	0	0	0	0	0	0
C4	4,7E-04	8,0E-10	9,1E-01	1,3E-01	1,1E-09	6,9E-05	8,2E-05
D	6,4E-05	3,4E-09	-1,2E+00	-1,4E-01	-1,6E-08	-3,3E-05	-3,1E-06
<p>A1. Raw materials A2. Transport A3. Manufacturing A4. Transport A5. Installation</p> <p>B1. Use B2. Maintenance B3. Repair B4. Replacement B5. Refurbishment B6. Operational energy use B7. Operational water use</p> <p>C1. Deconstruction C2. Transport C3. Waste processing C4. Disposal</p> <p>D. Benefits and loads beyond the system boundary</p>							
<p>AP: Acidification Potential ADP-elements: Abiotic Depletion Potential for non-fossil resources</p>		<p>ADP-fossils: Abiotic Depletion Potential for fossil resources GWP: Global Warming Potential</p>		<p>ODP: Ozone Layer Depletion Potential EP: Eutrophication Potential POCP: Photochemical Ozone Creation Potential</p>			

Indicators describing the waste categories and output flows

The following tables set out the data of the parameters describing waste production and output flows with regard to the commercial size of Earthenware Tiles marketed by CERÁMICAS APARICI with the highest environmental impact: 31,3x71,92 cm.

The life cycle modules not shown in the table are irrelevant from an environmental point of view according to ceramic coverings PCR of the two Spanish EPD programmes, AENOR GlobalEPD and DAPc.

Table 18. Parameters describing the waste categories of 1 m² of Earthenware Tiles (BIII), size 31,3x71,72 cm [values of the size with the greatest environmental impact].

Parameter	Unit	A1	A2	A3	A4	A5	B2	C2	C3	C4	D
Hazardous waste	kg	9,5E-03	0	2,5E-02	0	4,4E-03	6,8E-07	0	0	0	1,1E-04
Non-hazardous waste	kg	6,7	1,8E-02	209,0	2,7E-02	4,8E-01	9,1E-04	6,5E-03	0	12,6	6,7
Radioactive waste	kg	1,7E-03	1,3E-05	8,5E-03	1,6E-05	4,2E-08	1,4E-07	3,7E-06	0	0	2,0E-04
A1. Raw materials A2. Transport A3. Manufacturing A4. Transport A5. Installation	B1. Use B2. Maintenance B3. Repair B4. Replacement B5. Refurbishment B6. Operational energy use B7. Operational water use			C1. Deconstruction C2. Transport C3. Waste processing C4. Disposal	D. Benefits and loads beyond the system boundary						

Table 19. Parameters describing other outputs flows of 1 m² of Earthenware Tiles (BIII), size 31,3x71,72 cm [values of the size with the greatest environmental impact].

Parameter	Unit	A1	A2	A3	A4	A5	B2	C2	C3	C4	D
Components for reuse	kg	0	0	0	0	0	0	0		0	0
Materials for recycling	kg	0	0	0	0	2,9E-01	0	0	14,6	0	-2,2E-02
Materials for energy valorisation (energy recovery)	kg	0	0	0	0	1,0E-01	0	0	0	0	0
Export energy	MJ	0	0	0	0	0	0	0	0	0	0
A1. Raw materials A2. Transport A3. Manufacturing A4. Transport A5. Installation	B1. Use B2. Maintenance B3. Repair B4. Replacement B5. Refurbishment B6. Operational energy use B7. Operational water use			C1. Deconstruction C2. Transport C3. Waste processing C4. Disposal	D. Benefits and loads beyond the system boundary						